

Name	The eyes of the demiurge
Author/ Attribution	Ion Ţuculescu
Technique	Oil on cardboard
Beneficiary	Andreea Voicu Jiquidî
Analysis	<ul style="list-style-type: none"> - XRF (X-ray Fluorescence) with portable TRACER III-SD, anticathode Rh, 40 kV, 11 µA, 10 s time of analysis - FTIR spectroscopy - Multispectral analysis (ARTIST) UV-VIS-NIR (365-1100 nm) - Hyperspectral analysis (SWIR), Hyspex 384 with 30 cm lens (950-2550 nm) - High-Resolution Digital X-ray ISOVOLT Mobile 160, Parameters 30kV, 60 s, 5 mA - Optical Microscopy - LIBS (Laser Induced Breakdown Spectroscopy), single pulse, $\lambda = 355$ nm

For the full report please contact

certo@inoe.ro

Optical microscopy. Details



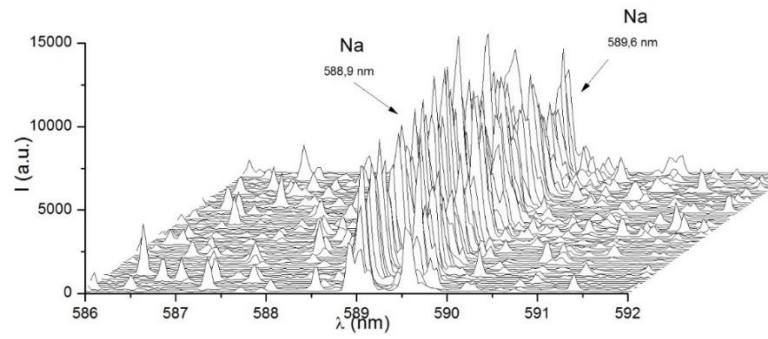


Macro photography. Details

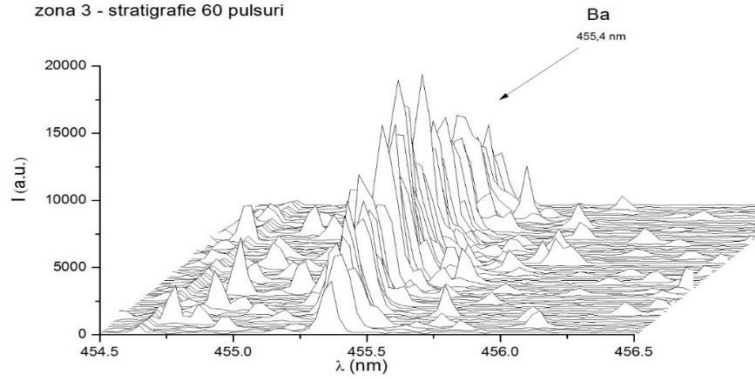


LIBS. Points of analysis

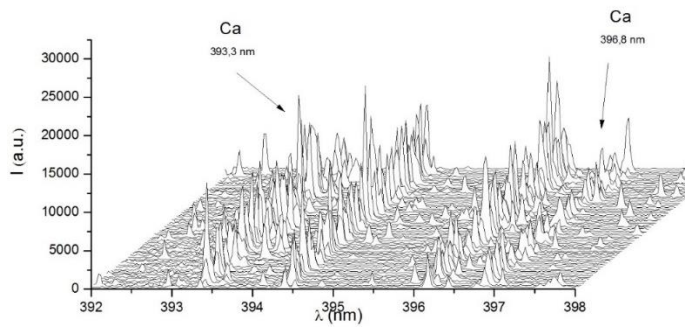
zona 3 - stratigrafie 60 pulsuri



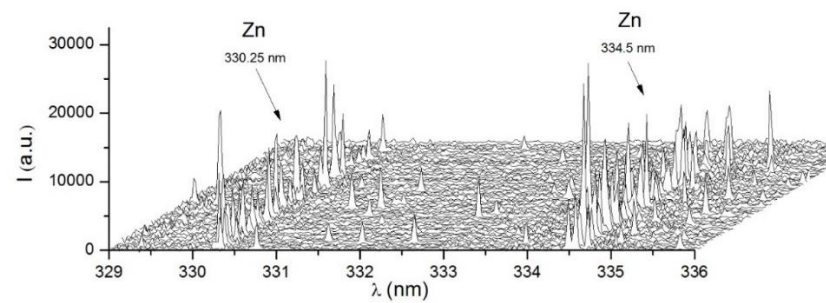
zona 3 - stratigrafie 60 pulsuri



zona 3 - stratigrafie 60 pulsuri

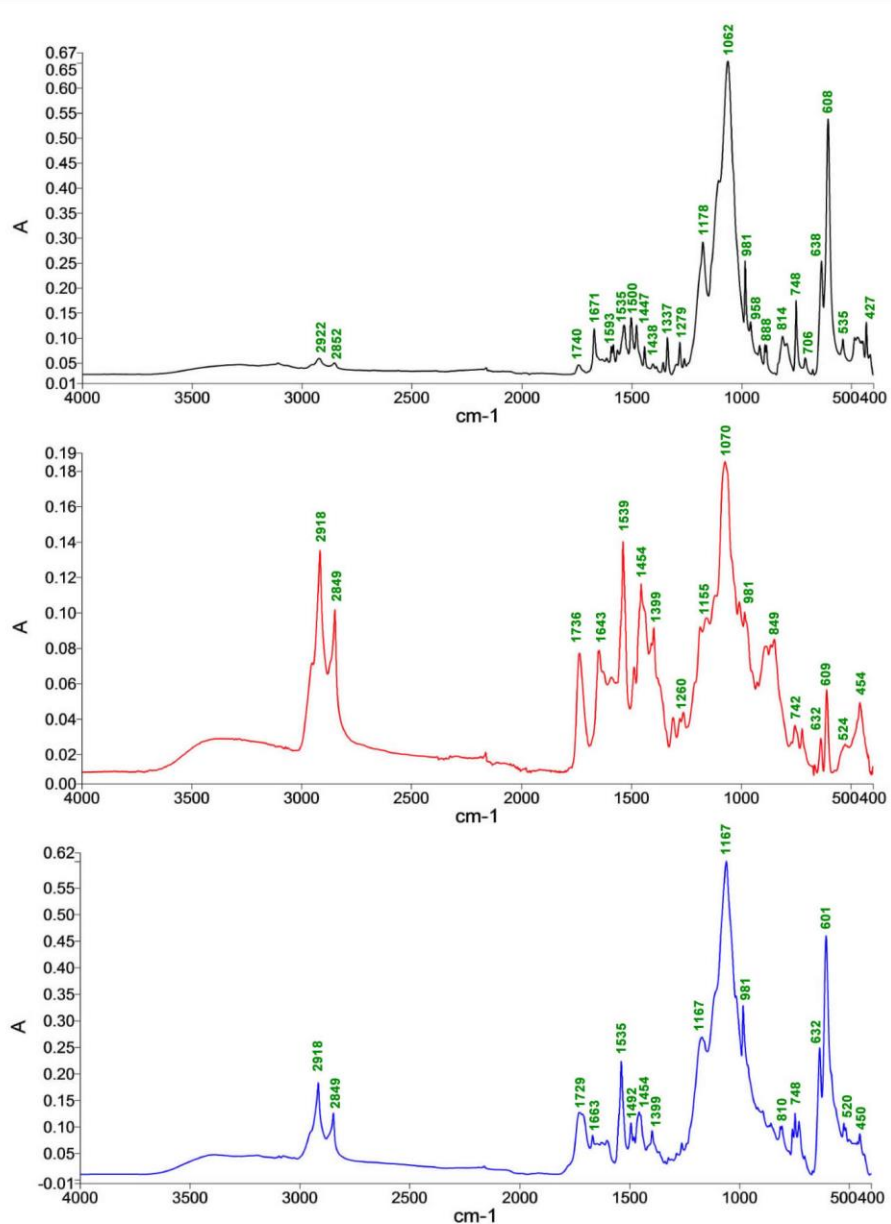


zona 3 - stratigrafie 60 pulsuri



LIBS. Examples of processed data

FTIR spectroscopy. Details from recorded and processed data



Name	Description
pr prelevata (negru - zona 1)	Sample 2629 By CERTO Date Tuesday, January 27 2015
Name	Description
pr prelevata (rosu - zona 1)	Sample 2626 By CERTO Date Tuesday, January 27 2015
Name	Description
pr prelevata (galben - zona 1)	Sample 2002 By CERTO Date Tuesday, January 27 2015